

A Mechatronic platform for behavioral analysis on nonhuman primates *

Fabrizio Taffoni^{1†}, Massimo Vespignani², Domenico Formica¹,
Giuseppe Cavallo³, Eugenia Polizzi di Sorrentino⁴, Gloria Sabbatini⁴,
Valentina Truppa⁴, Marco Mirolli⁵, Gianluca Baldassarre⁵,
Elisabetta Visalberghi⁴, Flavio Keller⁶, Eugenio Guglielmelli¹

¹ Biomedical Robotics and Biomicrosystems Laboratory, Università Campus
Bio-Medico, 00128 Roma - Italy.

² Biorobotics Laboratory, École Polytechnique Federale de Lausanne, 1015
Lausanne, CH

³ Masmec spa, 70026 Modugno (Ba) - Italy

⁴ Unit of Cognitive Primatology, Institute of Cognitive Sciences and
Technologies, CNR, 00197 Roma -Italy

⁵ Laboratory of Computational Embodied Neuroscience, Institute of Cognitive
Sciences and Technologies, CNR, 00197 Roma -Italy

⁶ Laboratory of Developmental Neuroscience, Università Campus Bio-Medico.
00128 Roma - Italy

Abstract

In this work we present a new mechatronic platform for measuring behavior of nonhuman primates, allowing high reprogrammability and providing several possibilities of interactions. The platform is the result of a multidisciplinary design process, which has involved bio-engineers, developmental neuroscientists, primatologists and roboticians to identify its main requirements and specifications. Although such a platform has been designed for behavioral analysis of capuchin monkeys (*Cebus apella*) it can be used for behavioral studies on other nonhuman primates and children. In section one a state of the art of the principal approaches used in nonhuman primate behavioral studies is reported. In section two the main advantages of the mechatronic approach are presented. In this section the platform is described in all its parts and the possibility to use it for studies on learning mechanism based on intrinsic motivation discussed. In section three a pilot study on capuchin monkeys is provided and preliminary data presented and discussed.

keywords: Behavioral Analysis , Mechatronics, Learning, Intrinsic Motivation

*Running Title: *A Mechatronic platform for behavioral analysis of nonhuman primates*

†Corresponding Author: Fabrizio Taffoni, Laboratory of Biomedical Robotics and Biomicrosystems, Università Campus Bio-Medico di Roma, Via Álvaro del Portillo 21, 00128 Roma Italy. E-mail: f.taffoni@unicampus.it. Tel: +39 06225419610, FAX:0622541456

1 Introduction

Behavioral sciences is a term that encompasses all the disciplines which explore the activities and the interactions among organisms in the natural world. It involves the systematic rigorous analysis of human and animal behavior through controlled experiments and naturalistic observations [13]. Behavior is anything that a person or an animal does which can be observed and measured. In particular, animal behavior analysis is the scientific study of the ways in which animals interact with each other, with other living beings, and with the environment. It includes topics such as how animals find and defend resources, avoid predators, choose mates, reproduce, and care for their offspring.

Among animal models, nonhuman primates show several highly complex behavioral patterns which share fundamental parallels with human primates. These parallels include highly developed cognitive abilities and complex social relationships. For this reason they are often the subject of comparative studies on learning, memory, information processing, social behavior, sensory functioning, visual-motor coordination and/or visuospatial orientation [25]. There are several approaches to study animal behavior [16]. Especially in the past, while psychologists focused on the proximate causation of behavior, and general processes of learning in a few animal species, namely those that better adapted to laboratory conditions, ethologists were typically interested in studying the ultimate causation of behavior especially in nature

where spontaneous behavior and the role played by environment could be better appreciated. Nowadays these two fields are more integrated and neurosciences successfully contribute to clarify the neural correlates of behavior [28]. All the above disciplines require precise methods and tools for quantitative assessment of behaviors, possibly monitoring different levels of analysis, so to integrate them.

Several studies on nonhuman primates have used observational and experimental techniques see [26], [18] for specific examples concerning capuchin monkeys, the target species of this article. This methodology is suitable for use in wild environments however it is time-consuming as it is often based on manual scoring of the observations. Moreover, it allows the encoding of only a subset of behaviors usually measured in terms of number of such acts or the amount of time engaged in that behavior. To allow long-time monitoring of physical activity, wearable systems based on inertial technologies have been developed and used. Such systems are composed of omnidirectional wireless accelerometers, usually embedded into collars [15], [17], [20], [11] and allow for effective quantification of whole body movement in monkeys but not for arm/hand movements which instead could alter the final result [15].

To study particular behaviors in a semi-automatic way, it is very common to develop *ad-hoc* apparatus or structure the environment with different kinds of sensors. In [14] for example, an apparatus was constructed to study visual exploration in infant rhesus macaques. The developed apparatus consisted of an instrumented two-chamber box with a peephole at each end. The position

of the monkey in the test chamber was monitored by contact relay circuits wired to the stainless bars on the floor, while time spent looking out of the peephole was measured by infrared sensors mounted so that whenever the monkey looked out its head broke the photo-beam. In [30], an apparatus to test selfish versus prosocial behaviors has been developed. The apparatus consists of three buttons equipped with three flash bulbs of different colors: one button was the start key, flashing green, and the other two, flashing red and orange, were used for delivering food rewards to their partner and themselves, or only to themselves (buttons that flashed red and orange were assigned either to the selfish option or to the prosocial option). These systems allow the study of particular behaviors but they cannot be easily reconfigured.

To allow reprogrammability of semi-automatic system for behavioral analysis, *computerized apparatus* are often used. The Language Research Center's Computerized Test System (LRC-CTS) [21] for example, was originally devised to provide individually housed rhesus monkeys with 24-hour access to computerized tasks (the equipment was contained within clear Lexan enclosures). The test system has since been used to study many psychological processes, including attention, categorization, memory, numerical judgment, spatial cognition, self-control, and uncertainty monitoring [27] [22], and it has also proved to be usable with socially housed nonhuman primate species [3] [4]. It comprises a general-purpose computer, a color display monitor, a digital gamepad/joystick, external speakers, and a pellet dispenser linked to a digital I/O board within the computer through a solid-state relay board. All

tasks and utilities are written in QuickBasic language and can be modified or added to.

Even if computerized systems allow a certain level of reprogrammability, they limit the possibility of interaction: subjects can interact with the apparatus interfaces (joystick and buttons), but they are outside the cage or mounted in such a way to avoid any possible improper interaction. **It is not easy to modify or change the affordance of the interface and it is necessary the knowledge of a programming language to change the experimental protocol.** In this work we present a new mechatronic platform for measuring behavior of nonhuman primates allowing high reprogrammability and providing several possibilities of interactions with subjects. **Its modularity and reprogrammability makes this platform a multipurpose experimental set up.** Even if it was designed for semiautomatic testing of capuchin monkeys (*Cebus apella*) it can be used for behavioral studies of other nonhuman primates and children.

2 The Mechatronic Platform

Mechatronics is a natural stage in the evolutionary process of modern engineering design. A mechatronic system is defined as the synergistic integration of mechanical engineering, with electronics and intelligent computer control in the design and manufacturing of products and processes [9]. In this section we discuss the detail of the design and development of a mechatronic

platform for behavioral analysis on nonhuman primates. A similar version with different dimensions and materials has been developed also for children to allow comparative studies.

The main advantage of a mechatronic approach is the possibility to change and reprogram the platform to satisfy different experimental requirements. In particular we have focused our attention in the possibility to change how the platform responds to the interaction with monkey (action-outcome relationship) to investigate learning mechanisms based on intrinsic motivations, and action recall. Intrinsic motivations (IM) have been first described by psychologists [8] to explain motivational and learning processes that could not be accounted for on the basis of the behaviorist framework based on homeostatic regulations, drives, and extrinsic rewards (e.g., food, pain, sex). For example, IM can explain why animals persevere in solving puzzles in the absence of extrinsic rewards [8], why they engage longer with complex, unexpected, or in general surprising objects [1], or why they can be motivated to perform actions that have a strong impact (effectance) on the environment [29]. In general, as argued in detail in [1], IM have the function of driving the acquisition of general-purpose knowledge and skills that can later be used to accomplish fitness-enhancing useful tasks (impacting the visceral body and its homeostatic regulations), although these fitness enhancements are not present at the moment of the acquisition of the skills and knowledge themselves. Notwithstanding the importance of IM, there is still a lack of understanding of how in detail they drive the acquisition of new skills and

knowledge and how these are exploited in a later stage.

It seems that a crucial role in learning processes is played by dopamine which promotes exploration and it is related to the level of curiosity and interest [19]. Dopamine is thought to influence behavior and learning through two, somewhat decoupled, forms of signal: phasic (bursting and pausing) responses and tonic levels [7]. What is important is that a set of experimental evidence shows that dopamine activity can result from a large number of arousing events including *novel and unexpected stimuli* [10] [24] [5].

2.1 Functional and technical specifications

The mechatronic platform for behavioral analysis of nonhuman primates should be modular and easily reconfigurable, allowing to customize the experimental setup according to different protocols and to deliver novel and unexpected stimuli. For this reason it should be provided by instrumented interchangeable objects (mechatronic modules) eliciting different kinds of manipulative behaviors (e.g. rotations, pushing, pulling, repetitive hand movements, button pressing, etc). These objects should allow to record synchronized multimodal information for behavioral analysis and provide different kinds of complex stimuli: visual, acoustic, and cognitive. According to typical experimental protocols, the platform should be also provided by a mechanism for food dispensing (reward mechanism). Finally it should be made by materials, mechanisms, and electronic components robust enough to resist typical monkey actions (e.g. hitting, rubbing, biting) and avoiding

any potentially dangerous interaction.

To easily reconfigure the experimental setup responding to the requirements detailed above, a hierarchical *three-level control architecture* was chosen (see Fig. 1). The *physical level*, is made by the interfaces subjects can directly interact with: modules and rewarding mechanisms. This level is mechanically and electronically decoupled by the other higher levels allowing, on one hand, an easy change of mechatronic modules, on the other hand, an improvement of the robustness of the apparatus. The microcontroller-based *middleware level control* manages low level communication with mechatronic modules, reward mechanisms, and audio-visual stimuli while the *high level control* is a control program running on a remote laptop which allows supervising the acquisition and programming the arbitrary association between action and outcome.

2.2 Hardware and software development

The mechatronic board is composed by two main parts: *(i)* a planar base, into which to plug a set of interchangeable mechatronic modules; *(ii)* a reward releasing unit. The two parts are independent and could be easily separated to facilitate their transport. The current version is shown in (Fig. 2).

The planar base (overall dimensions: 800x600x200 mm) is provided of three slots where different mechatronic modules (in this version three simple pushbuttons), identified by a unique hardware address, can be easily plugged in. Each module has a specific set of optical sensors which separate electron-

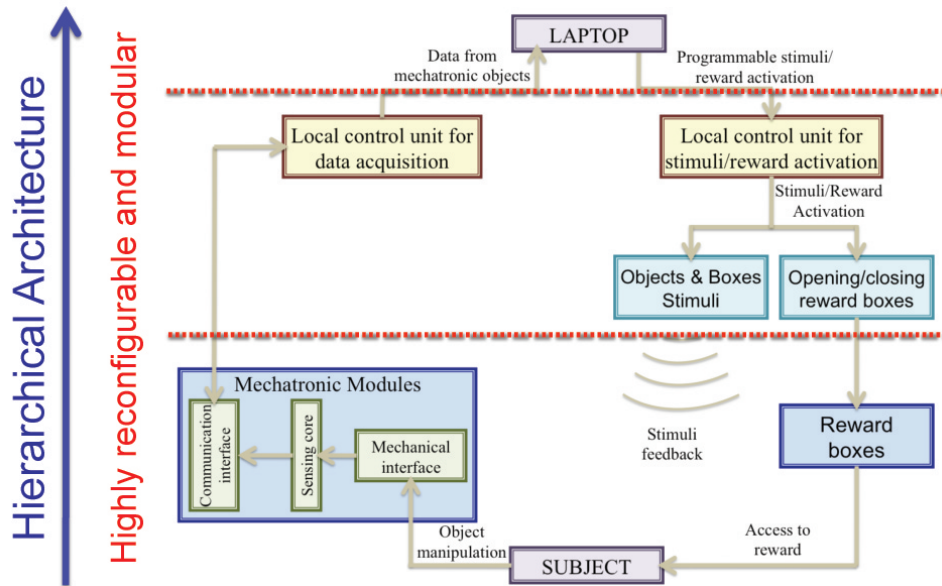


Figure 1: Functional concept of the mechatronic platform: Reward/Stimuli (R/S) modules are physically separated by instrumented Objects on the base. Relationship between Objects and Reward/Stimuli modules are managed by a local reprogrammable control unit .

ics from moving parts allowing a safety recording of quantitative data on interaction.

The reward releasing unit (800x200x400 mm) is mounted on the back area of the planar base and contains the reward boxes where small objects or food reward are placed by the experimenter by means of an opening on the rear face. Boxes are closed in the frontal part by a sliding door made by transparent material so that the subjects can always see what is inside them. The reward system is conceived so that the subject can retrieve the reward only when he/she performs the correct action on the mechatronic module(s),




Figure 2: The mechatronic board equipped with three pushbuttons. The circular holes under reward boxes and in front of each pushbuttons are for acoustic (black ones) and visual stimuli.

otherwise the box remain closed (see Fig. 3).

Several sources of multimodal stimuli (acoustic and visual) are distributed on the board to provide various sensory feedbacks associated to the manipulation of mechatronic objects. The stimuli come both from the mechatronic objects (object stimuli) and from the reward releasing boxes (box stimuli). The acoustic stimuli can be chosen among a database of both natural and artificial sounds and delivered from six different independent sources. The visual stimuli consist of a set of 21 independent multicolored lights: red, white, and blue. The actions on the mechatronic objects produce the activation of




Figure 3: Reward/releasing mechanism: on the left rendering of the mechanism; on the right, the developed mechanism (*up*); reward releasing (*bottom*).

the audio-visual stimuli and the opening of the reward box(es), as defined by the experimental protocol. A local wide-angle camera fixed on the top of the reward releasing unit, allows recording videos of the workspace during the experiments.

The action-outcome association can be reprogrammed by the experimenter with a high level interface (see Fig. 4). The programming window is logically split in three parts. In the upper part on the left, experimenters can select the action and the slot where the action is performed whereas on the right, the experimenter can select the outcome and where the outcome was delivered. The selected action-outcome relationships are listed in the bottom part of the windows. In the example reported in Fig. 4, a *button pressed* action on the module plugged in slot 1 was selected and the three

central lights of the reward-releasing units programmed to be switched on when the selected action is performed.

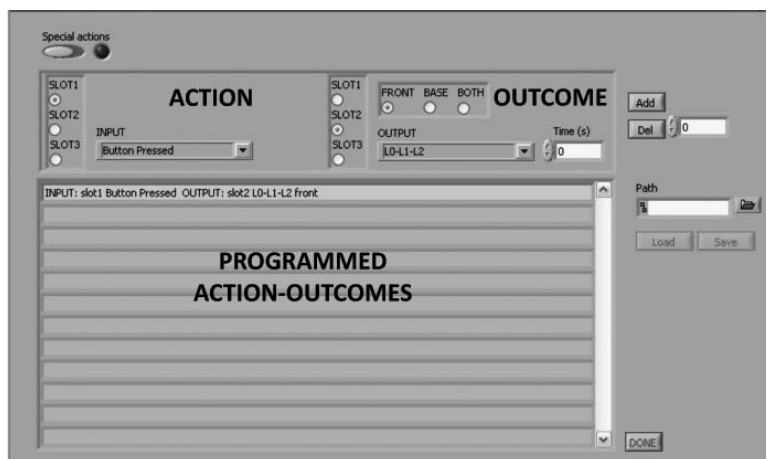


Figure 4: Action-outcome relationship window: in the upper part experimenter can select the action(on the left) and the related outcome (on the right).

The described interface is part of a control software developed in LabVIEW which allows to manage and control the experimental variables and the acquisition of behavioral data. Data gathered with this software allow automatic scoring of: latency to first exploration of each stimulus and latency to first exploration of each affordance; task persistence (i.e., the time each participant manipulates the object); richness of investigation (i.e., number of different actions performed on the objects as well as the number of times an effect - e.g., sound, light - is produced). Moreover, additional information were collected by the videocamera embedded in the board synchronized with an external camera: subject orientation (extent to which the subject draws

the face near to the boxes), total time in physical contact with the board, use of mouth and hands to explore the board and frequency of behavioral measures of stress (i.e., scratching). All the above variables provide a complete and fine-grained picture of the subjects exploration of the board affordances and its problem solving learning abilities. This complex set of stimuli and the possibility to change their relationship with subjects' actions enable the investigation of intrinsic motivation learning. In particular, it is possible to test the effect of multimodal stimuli on learning processes intrinsically motivated performing two phases protocols: in a first *training phase*, subjects are exposed to the board without any food reward, they have simply to explore the board and their exploration should be promoted by the "novelty effect". The goal in this phase is to learn the relationship between modules and boxes. How much animals learn this relation is tested in a second *test phase*, where they have to apply the learnt relationship to retrieve a food reward from the boxes.

Even if the board is currently equipped with a set of push-button modules it is also possible to use new additional objects. We have designed, for example, a set of three complex mechatronic modules that we are going to use for comparative studies with children and monkeys. The first "complex" mechatronic module, called *Circular Tap* (see Fig. 5.A), assesses rotations and vertical translation. In particular the latter action should be very natural for monkeys because usually performed to break nuts. The second one called *Fixed Prism* (see Fig. 5.B), allows to assess horizontal rotation (rub-




Figure 5: Mechatronic Modules: (A) Circular tap: overall layout and a detail of encoder electronics for rotation measurement; (B) Fixed prism: the frontal wall has been removed allowing to see inner mechanism; (C) 3 Dof cylinder: overall layout on the left, degree of freedoms on the right.

bing) and translation. The third one, called *three-Degree-of-freedom cylinder* (3 Dof cylinder), allows interaction with three different affordances (see Fig. 5.C). The effect of interaction can be direct, if the subject rotates the central cylinder or translates it using the horizontal handle, or mediated by an inner mechanism, with the rotation of a lateral wheel that is converted to an horizontal translation of the cylinder along its main axis (see Fig. 5.B).

3 Preliminary Experiments With The Mechatronic Platform

Here, we provide an example of in-field use of the above mechatronic board with a New World primate species, the tufted capuchin monkey (*Cebus apella*). The example reported is a pilot study carried out by the Primate Centre of the Institute of Cognitive Sciences and Technologies, CNR, Rome, Italy.

The pilot study aimed at checking the functioning of the board with capuchins monkeys, a species well known to be manipulative when dealing with objects and food items [6]. During the pilot systematic data were collected on the monkeys initial response to the mechatronic platform and the time spent manipulating the buttons (see above).

This pilot study is part of the research project Intrinsically Motivated Cumulative Learning Versatile Robots (IM-CLeVeR) aiming to develop a new methodology for designing robots controllers that can cumulatively learn new efficient skills through autonomous development based on intrinsic motivations, and reuse such skills for accomplishing multiple, complex, and externally-assigned tasks. The data presented here refer to the button condition that preceded the use of the mechatronic objects and whose action-outcome associations were assumed to be less demanding for monkeys to learn, than mechatronic modules which present more affordances.

3.1 Experimental Protocol

The subjects of the pilot study were 3 adult capuchin monkeys hosted at the Primate Centre. Capuchins were tested individually in an indoor enclosure (5 m² x 2.5 m high). Each subject was separated from the group solely for the purpose of testing, just before her/his testing session. Subjects were not food deprived and water was freely available at all times. The board had 3 buttons of different colors (white, black, and red), placed at about 25 cm apart from one another along the same line (see Fig. 6), that could be discriminate by trichromatic and dichromatic subjects (capuchin monkeys male are all dichromats, whereas females could be either dichromats or trichromats, [12]). The pressure of each button produces a specific combination of audio and visual stimuli along with the opening of one of the 3 boxes. The pilot experiment included two phases. In **Phase 1** the correct action performed by the subject (i.e. pressing a button at least once) produced a specific combination of audio and visual effects together with the opening of one box. The box did not contain any reward. Phase 1 lasted for 20 min. In **Phase 2**, the reward (one peanut kernel) was located in one of the three boxes in clear view of the subject. The reward could be obtained by pressing the associated button. Each subject received 9 trials and the reward position was balanced across boxes. Phase 2 ended after 9 trials or when 40 min elapsed, whichever came first.

For all subjects, the white button (WB) opened the central box (CB), the black button (BB) the left box (LB) and the red button (RB) the right box




Figure 6: (*Up*) Disposition of buttons and their association with boxes from the monkey's perspective. (*Bottom*) Experimental trial: exploration (*Left*), reward dispensing (*Right*)

(RB) (see Fig. 6) . Thus, the spatial relation between button and associated box was crossed for WB and BB and frontal for RB. The pilot experiment was videotaped by a camera (Sony Handycam, DCR-SR35) and by the camera embedded in the board. The ELAN software allowed to synchronize the videos obtained by the two cameras.

3.2 Results

3.2.1 Phase 1

Two subjects contacted the board within a few sec (subject 1, 6 sec and subject 3, 37 sec) whereas subject 2 took much longer (6 min and 27 sec).

subject 1 performed her first pressing directed toward a button 1 min and 15 sec after the beginning of the trial, whereas the other subjects never did it. subject 1 pressed all the buttons at least twice, for a total of 14 pressings. Her average time during which she held the button pressed was 0.17 sec (SE 0.008). The overall mean time in contact with the board was 5 min and 5 sec and the value varied across subjects (subject 1: 10 min and 38 sec; subject 2: 3 min and 55 sec; subject 3, 3 min and 11 sec). Boxes close distance exploration (within 10 cm) never occurred for subject 1, whereas subject 2 did it once and subject 3 eight times.

3.2.2 Phase 2

Seeing a reward in one of the boxes prompted subjects attention towards it and increased his/her motivation to manipulate the board. Capuchins readily visually explored the baited box; this behavior was much more frequently than in the previous phase (subject 2 170 times, subject 3 132 and subject 1 20). Table 1 shows for the three box-button associations the number of times each button is pushed, the mean number of incorrect responses before pushing the correct button, and the mean holding time of each button. Overall, the frontal association (right box-red button) had a mean number of errors similar to the left box-black button crossed association, whereas the other crossed association (central box-white button) scored a higher level of errors (see also Fig. 7). The black button located in the central position (operating the left box) was pressed almost twice the other two buttons, therefore in-

creasing the probability to open the left-box. Consequently, the comparison between frontal and crossed associations should be carried out by comparing the performances in the right and in the central box. Since the mean number of errors per trial per subject was 1.2 (right box) and 3.7 (central box), we suggest that spatial proximity plays a primary role in learning an association between action and outcome.

Table 1: association between boxes and buttons

	Left Box Black Button	Central Box White Button	Right Box Red Button
Mean number of pushes per subject per trial \pm SE	1.9 ± 0.8	0.8 ± 0.3	1 ± 0.25
Mean number of incorrect responses per subject per trial \pm SE	1.2 ± 0.2	3.7 ± 0.7	1.2 ± 0.3
Mean holding time per subject per trial \pm SE	0.2 ± 0.05	0.25 ± 0.03	0.3 0.11

3.3 Discussion

Although results suggest that capuchin monkeys were little interested in the buttons in phase 1, their interest toward the board significantly increased during Phase 2. During this phase, the board triggered a variety of behaviors, such as visual exploration, time in contact with the apparatus and pushing the buttons. These behaviors may eventually lead capuchins to learn specific

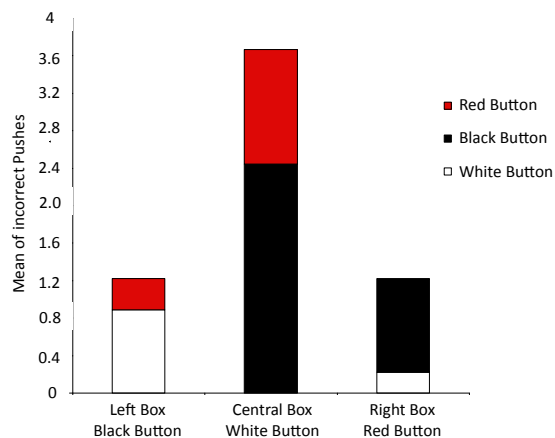


Figure 7: Mean number of incorrect pushes (per subject per trial) performed while the reward was in the left box, in the central box, and in the right box (x axis).

action-outcome associations. The association between boxes and buttons in the crossed condition was perceived as more challenging than the frontal association, while there was a strong bias toward the central black button that decreased the number of errors when opening its associated box (the crossed left box). Although we did not collect specific data on subject position on the board, this effect was probably due to the fact that monkeys spent more time at the centre of the board, where the black button was placed, than at the left and right sides. Overall, our results highlight the role of extrinsic rewards and spatial proximity as critical factors affecting capuchins learning processes and point out the importance of choosing suitable objects that

promote interest and manipulation. Very likely, buttons were too simple and afforded only the action of pushing. We may thus suggest that the use of the mechatronic board equipped with modules rather than buttons would likely elicit an increase in capuchins' interest toward the apparatus

4 Conclusion

In this work we present a new mechatronic platform for semi-automatic assessment of behavior. The presented platform is the result of a multidisciplinary design process, which has involved bio-engineers, developmental neuroscientists, primatologists and roboticists. To define the main characteristics of this new platform a state of the art analysis of the main techniques available for nonhuman primate behavioral studies has been carried out and discussed in the introduction. The use of only observational and experimental techniques have been discharged because they are time-consuming and allow the encoding of only a subset of behaviors usually manually scored in terms of number of such acts or the amount of time engaged in that behavior. To measure an higher number of behaviors using semi-automatic system of data scoring, wearable system and structured environment are also often used. All these systems do not allow to define an easily reconfigurable experimental protocol: a promising techniques in this sense seems to be represented by computerized apparatus. Despite state-of-the-art computerized apparatus allow an high level of reprogrammability which partially address

the main drawbacks of the other nonhuman primates behavioral analysis technique, the possibility of interaction are reduced due to the small set of animal-interfaces available for test (usually joystick or buttons) and the difficulties to modify the experimental protocol without language programming knowledge. This is not the case of the presented mechatronic platform. It has been designed to guarantee the higher possible level of reprogrammability both hardware and software: user interfaces can be easily changed and the action-outcome matrix modified by means of a graphical user interface which does not require any programming language knowledge. Moreover, the mechatronic platform could be put inside the test cage, promoting a more natural interaction with respect to the other computerized systems.

A detailed discussion on main features of the platform has been reported and an example of its in-field use with a New World primate species, provided. Preliminary data seems suggest that this platform can be effectively used for nonhuman primates behavioral analysis. Despite the pilot study was carried out using the platform equipped with pushbutton modules, more challenging mechatronic objects with different possibility of interaction and affordances have been designed and will be used with monkeys and children for comparative studies. In the design of the platform we pay great attention in the choose of commercial components which could be easily found so as to ease its replicability. Detailed mechanical and electrical drawings as well as software and firmware are available asking to the corresponding author.

Acknowledgments

The research leading to the results presented here has received funding from the European Community's Seventh Framework Programme FP7/2007-2013, "Challenge 2 - Cognitive Systems, Interaction, Robotics", under grant agreement No FP7-ICT-IP-231722, project "IM-CLeVeR - Intrinsically Motivated Cumulative Learning Versatile Robots".

References

- [1] Berlyne D E, Curiosity and exploration, *Science*, **143**: 25-33, 1966
- [2] Burbacher TM, Grant KS, Methods for studying nonhuman primates in neurobehavioral toxicology and teratology, *Neurotoxicol Teratol* **22**: 475-86, 2000.
- [3] Evans TA, Beran MJ, Chan B, Klein ED, Menzel CR, An efficient computerized testing method for the capuchin monkey (*Cebus apella*): Adaptation of the LRC-CTS to a socially housed nonhuman primate species, *Behav Res Methods* **40**:590-6, 2008.
- [4] Fagot J, Bont E, Automated testing of cognitive performance in monkeys: use of a battery of computerized test systems by a troop of semi-free-ranging baboons (*Papio papio*)., *Behav Res Methods*, **42**: 507-516, 2010.

- [5] Fiorillo C D, The uncertain nature of dopamine. *Mol. Psychiatry*, 122-123, 2004.
- [6] Fragaszy D, Visalberghi E, Fedigan L, *The Complete Capuchin. The Biology of the Genus Cebus*, Cambridge University Press, Cambridge, 2004.
- [7] Grace A A, Phasic versus tonic dopamine release and the modulation of dopamine system responsivity: a hypothesis for the etiology of schizophrenia. *Neuroscience*, **41**: 124, 1991
- [8] Harlow H F, Learning and satiation of response in intrinsically motivated complex puzzle performance by monkeys, *J of Comparative and Physiological Psychology*, **43**: 289-294, 1950.
- [9] Harshama F, Tomizuka M, Fukuda T, MechatronicsWhat is it, why, and how?an editorial, *IEEE/ASME Trans. on Mech.*, **1**(1):1-4, 1996.
- [10] Hooks M and Kalivas P, Involvement of dopamine and excitatory amino acid transmission in novelty-induced motor activity. *J. Pharmacol Exp. Ther*, **269**: 976-988, 1994.
- [11] Hunnell NA, Rockcastle NJ, McCormick KN, Sinko LK, Sullivan EL, Cameron JL, Physical activity of adult female rhesus monkeys (*Macaca mulatta*) across the menstrual cycle, *Am J Physiol Endocrinol Metab* **292**: E1520E1525, 2007.

- [12] Jacobs GH, A perspective on colour vision in platyrrhine monkeys. *Vision Research* **38**: 3307-3313,1998.
- [13] Klemke ED, Hollinger R, Kline AD, *Introductory Readings in the Philosophy of Science*. Prometheus Books, New York, 1980 .
- [14] Levin ED, Boehm KM, Hagquist WW, Bowman RE, A Visual Exploration Apparatus for Infant Monkeys, *Am. J. Primatol* **10**:19599, 1986.
- [15] Mann TM, Williams KE, Pearce PC, Scott EAM, A novel method for activity monitoring in small non-human primates, *Lab Anim* **39**:16977, 2005.
- [16] Martin P, Bateson P, *Measuring Behaviour: an introductory guide*, 3rd ed., Cambridge University Press, Cambridge , 1998.
- [17] Munoz-Delgado J, Corsi-Cabrera M, Canales-Espinosa D, Santillan-Doherty AM, Erkert HG, Astronomical and meteorological parameters and rest-activity rhythm in the Spider monkey *Ateles geoffroyi*. *Physiol Behav* **83**:10717, 2004.
- [18] Polizzi di Sorrentino E, Schino G, Visalberghi E, Aureli F, What time is it? Coping with expected feeding time in capuchin monkeys, *Animal Behaviour* **80** :117-23, 2010
- [19] Panksepp J. *Affective neuroscience: the Foundations of Human and Animal Emotions*, Oxford University Press, 1998.

- [20] Papailiou A, Sullivan E, Cameron J, Behaviors in Rhesus Monkeys (Macaca mulatta) Associated With Activity Counts Measured by Accelerometer, *Am. J. Primatol* **70**:185-19, 2008
- [21] Richardson WK, Washburn DA, Hopkins WD, Savage-Rumbaugh ES, Rumbaugh DM, The NASA/LRC Computerized Test System. *Behav Res Methods Instrum Comput* **22**:127-131, 1990.
- [22] Rumbaugh D. M, Washburn DA, *Intelligence of apes and other rational beings*, Yale University Press, New Haven, 2003
- [23] Setchell JM, Curtis DJ, *Field and laboratory methods in primatology: a practical guide* Cambridge University Press, New York, 2003
- [24] Schultz W. Predictive reward signal of dopamine neurons. *J. Neurophysiol.* **80**:1-27, 1998
- [25] Tomasello M, Call J, *Primate Cognition*, Oxford University Press, New York, 1997.
- [26] Visalberghi E, Addessi E, Truppa V, Spagnoletti N, Ottoni E, Izar P, Frigaszy D, Selection of Effective Stone Tools by Wild Bearded Capuchin Monkeys, *Current Biology* **19**: 213-17, 2009
- [27] Washburn DA, Rumbaugh DM, Testing primates with joystick-based automated apparatus: Lessons from the Language Research Centers Computerized Test System. *Behav Res Methods Instrum Comput* **24**:157-64, 1992.

- [28] Wasserman EA, Zentall TR. *Comparative Cognition: Experimental Explorations of Animal Intelligence*, Oxford University Press, New York , 2006.
- [29] White R H, Motivation reconsidered: The concept of competence, *Psychological Review*, **66**:297-333, 1959.
- [30] Yamamoto S, Tanaka M, The influence of kin relationship and reciprocal context on chimpanzees other-regarding preferences, *Anim Behav*, **79**:595-602, 2010